



**Ledtech Corporation (UK)**

Candela House  
Cardrew Ind. Est.  
Redruth, Cornwall  
TR15 1SS

**T** 01209 203198

**F** 01209 215197

[sales@ledtech-uk.com](mailto:sales@ledtech-uk.com)

[ledtech-uk.com](http://ledtech-uk.com)

## SPECIFICATION

LKA4031-11 / LKC4031-11

0.4" Single Digit Display Yellow



GLOBAL BRILLIANCE

## Description

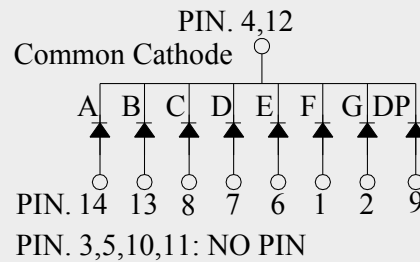
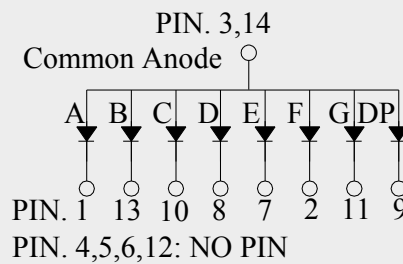
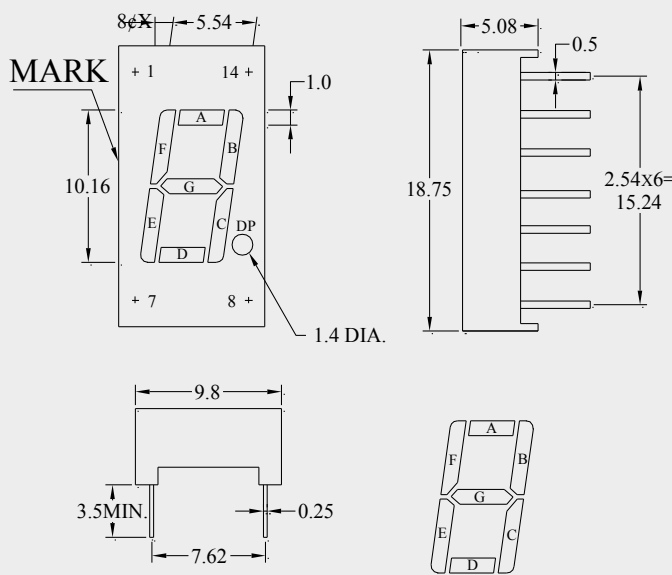
0.4" Single Digit Display Yellow

## Part No

LKA4031-11 (Common Anode)

LKC4031-11 (Common Cathode)

## Dimensions



## Description

Part No.	LED Chip		FACE COLOUR	
	Material	Emitting Colour	Surface	Segment
LKA4031-11 / LKC4031-11	GaAsP/GaP	Yellow	Grey	White

### Notes

1. All dimensions are in mm.
2. Tolerance is  $\pm 0.25$ mm unless otherwise noted.
3. Pin slope angle tolerance  $\pm 5.0^\circ$ .



**Ledtech Corporation (UK)**

Candela House  
Cardrew Ind. Est.  
Redruth, Cornwall  
TR15 1SS

**T** 01209 203198

**F** 01209 215197

sales@ledtech-uk.com

**ledtech-uk.com**

## Description

0.4" Single Digit Display Yellow

## Part No

LKA4031-11 (Common Anode)

LKC4031-11 (Common Cathode)

## Absolute Maximum Ratings at Ta=25°C

Parameter	Symbol	Rating	Unit
Power Dissipation Per Segment	Pd	78	mW
Reverse Voltage Per Chip	Vr	5	V
D.C. Forward Current Per Chip	If	30	mA
Peak Current Per Segment (1/10 Duty Cycle, 0.1ms Pulse Width)	If (Peak)	100	mA
Operating Temperature Range	Topr.	-25 to +85	°C
Storage Temperature Range	Tstg.	-40 to +100	°C
Soldering Temperature (1.6mm from body)	Tsol.	Dip Soldering : 260°C for 5 sec. Hand Soldering : 350°C for 3 sec.	

## Typical Electrical and Optical Characteristics:

Parameter	Symbol	Condition	Value	Unit
Luminous Intensity Per Segment	Iv	If=10mA /seg.	0.72	mcd
Forward Voltage Per Segment	Vf	If=20mA /seg.	2.1	V
Peak Wavelength	$\lambda_p$	If=20mA /seg.	585	nm
Dominant Wavelength	$\lambda_p$		590	
Reverse (Leakage) Current Per Segment	Ir	Vr=5V	100	$\mu$ A
Response Time	T	-	250	ns