



Ledtech Corporation (UK)

Candela House
Cardrew Ind. Est.
Redruth, Cornwall
TR15 1SS

T 01209 203198

F 01209 215197

sales@ledtech-uk.com

ledtech-uk.com

SPECIFICATION

LKA2521-21 / LKC2521-21

1.0" Single Digit Display Green



GLOBAL BRILLIANCE

Description

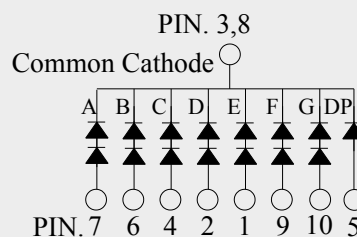
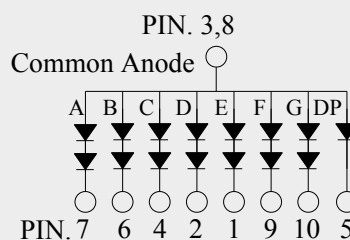
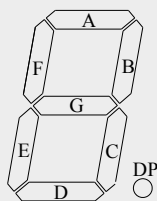
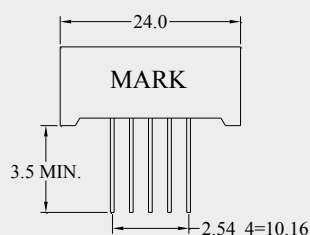
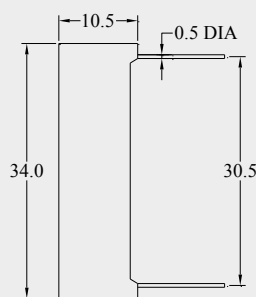
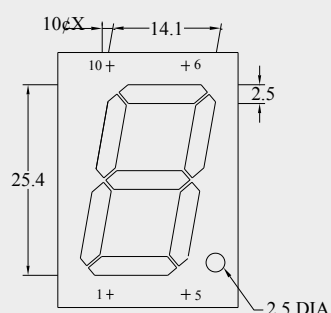
1.0" Single Digit Display Green

Part No

LKA2521-21 (Common Anode)

LKC2521-21 (Common Cathode)

Dimensions



Description

Part No.	LED Chip		FACE COLOUR	
	Material	Emitting Colour	Surface	Segment
LKA2521-21 / LKC2521-21	GaP/GaP	Green	Grey	White

Notes

1. All dimensions are in mm.
2. Tolerance is ± 0.25 mm unless otherwise noted.
3. Pin slope angle tolerance $\pm 5.0^\circ$.

**Ledtech Corporation (UK)**Candela House
Cardrew Ind. Est.
Redruth, Cornwall
TR15 1SS**T** 01209 203198**F** 01209 215197

sales@ledtech-uk.com

ledtech-uk.com

Description

1.0" Single Digit Display Green

Part No

LKA2521-21 (Common Anode)

LKC2521-21 (Common Cathode)

Absolute Maximum Ratings at Ta=25°C

Parameter	Symbol	Rating		Unit
Power Dissipation Per Segment	Pd	Seg	156	mW
		DP	78	
Reverse Voltage Per Chip	Vr	5		V
D.C. Forward Current Per Chip	If	30		mA
Peak Current Per Segment (1/10 Duty Cycle, 0.1ms Pulse Width)	If (Peak)	100		mA
Operating Temperature Range	Topr.	-25 to +85		°C
Storage Temperature Range	Tstg.	-40 to +100		°C
Soldering Temperature (1.6mm from body)	Tsol.	Dip Soldering : 260°C for 5 sec. Hand Soldering : 350°C for 3 sec.		

Typical Electrical and Optical Characteristics:

Parameter	Symbol	Condition	Value		Unit
Luminous Intensity Per Segment	Iv	If=10mA	0.72		mcd
Forward Voltage Per Segment	Vf	If=20mA/seg	Seg	4.2	V
			DP	2.1	
Peak Wavelength	λp	If=20mA	567		nm
Dominant Wavelength	λp		572		
Reverse (Leakage) Current Per Segment	Ir	Vr=5V	100		μA
Response Time	T	-	250		ns